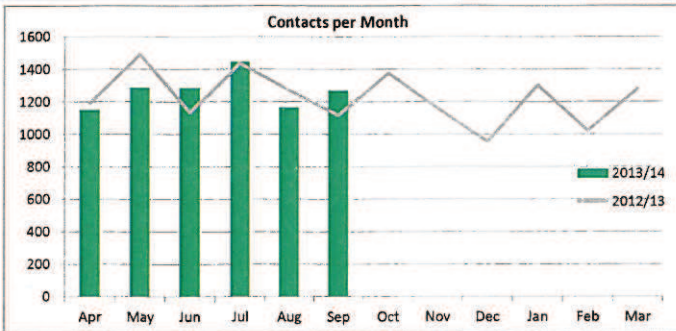


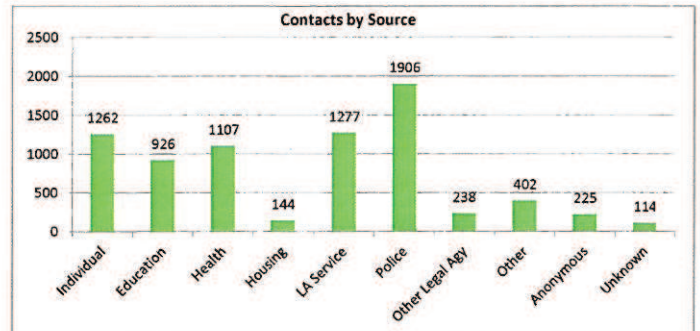
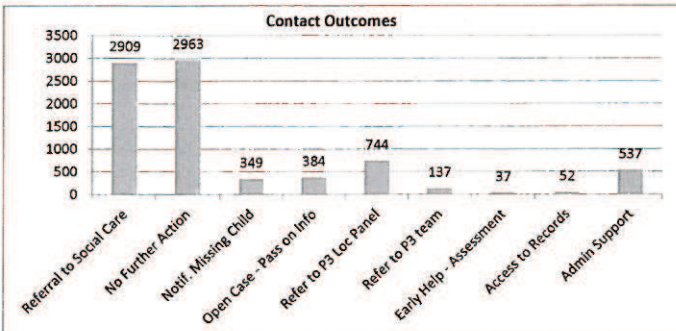
Leicestershire County Council
Children and Young People's Service

Performance Overview 2013-14
Social Care Assessments
April to September 2013

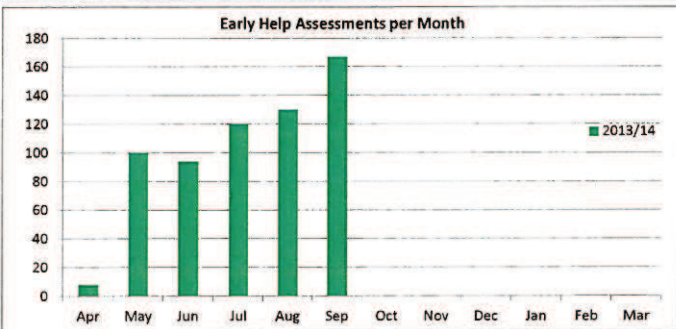
CONTACTS



| Locality/Team | Completed | % | In Progress |
|--|-------------|-------------|-------------|
| Central Duty Team | 6584 | 87% | 68 |
| 1. NW Leicestershire, Hinckley and Bosworth | 168 | 2% | 13 |
| 2. Oadby, Wigston, Market Harborough and Blaby | 84 | 1% | 2 |
| 3. Charnwood and Melton Mowbray | 197 | 3% | 6 |
| Disabled Children's Service | 154 | 2% | 10 |
| Other | 414 | 5% | 3 |
| Total | 7601 | 100% | 102 |

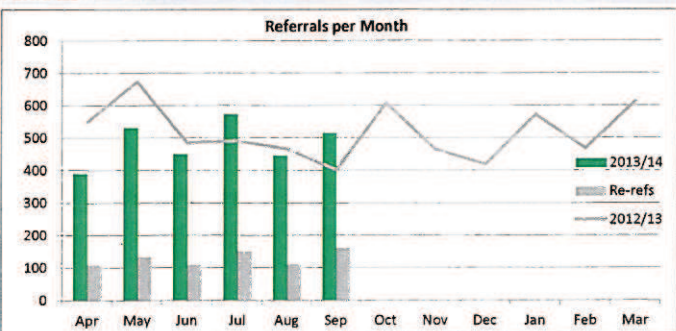


EARLY HELP ASSESSMENTS: Frameworki

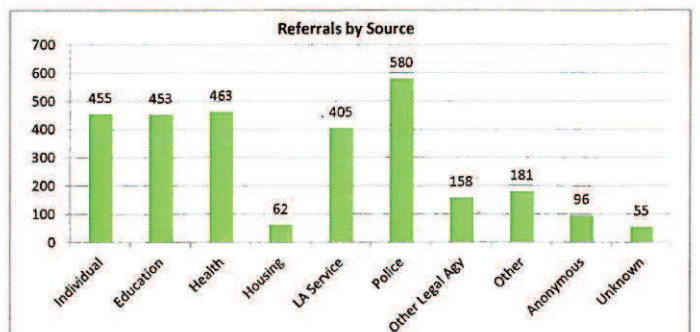
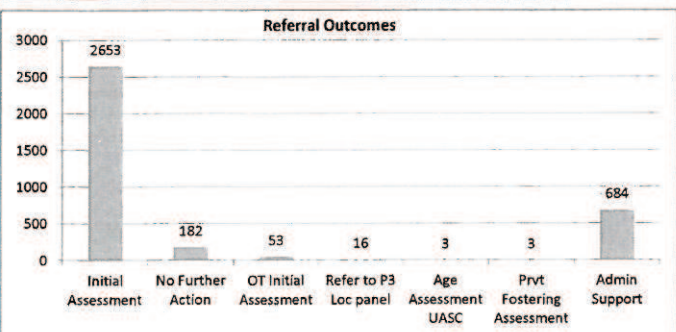


| Locality/Team | Completed | In Progress | Incoming |
|--|------------|-------------|------------|
| SLF North West Leics | 168 | 13 | 26 |
| SLF Hinckley & Bosworth | 87 | 40 | 38 |
| SLF Oadby & Wigston | 35 | 5 | 18 |
| SLF Harborough | 16 | 14 | 9 |
| SLF Blaby | 45 | 13 | 11 |
| SLF Charnwood | 128 | 20 | 49 |
| SLF Melton | 35 | 3 | 11 |
| Children's Centres | 33 | 14 | 51 |
| Early Years & Family Support Service (Fam Steps) | 61 | 4 | 36 |
| Locality Team CAF | 9 | 1 | 8 |
| County Youth Service | 0 | 1 | 54 |
| Other | 2 | 0 | 6 |
| Total | 619 | 128 | 317 |

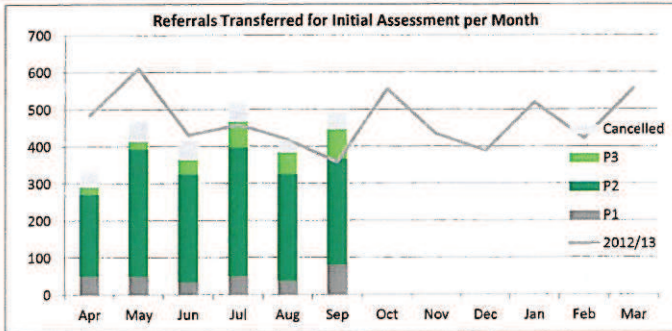
REFERRALS



| Locality/Team | Completed | % | In Progress |
|--|-------------|-------------|-------------|
| Central Duty Team | 2711 | 93% | 4 |
| 1. NW Leicestershire, Hinckley and Bosworth | 54 | 2% | 4 |
| 2. Oadby, Wigston, Market Harborough and Blaby | 22 | 1% | 0 |
| 3. Charnwood and Melton Mowbray | 101 | 3% | 1 |
| Disabled Children's Service | 7 | 0% | 0 |
| Other | 13 | 0% | 0 |
| Total | 2908 | 100% | 9 |

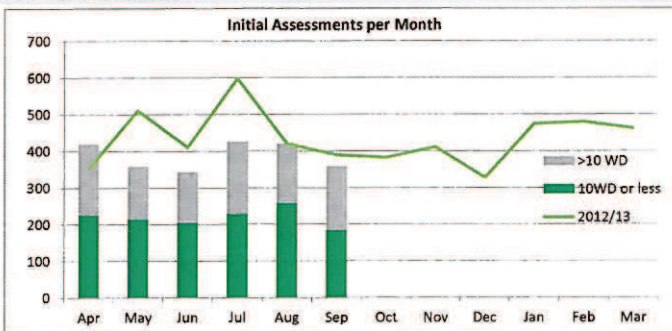


REFERRALS TRANSFERRED FOR INITIAL ASSESSMENT



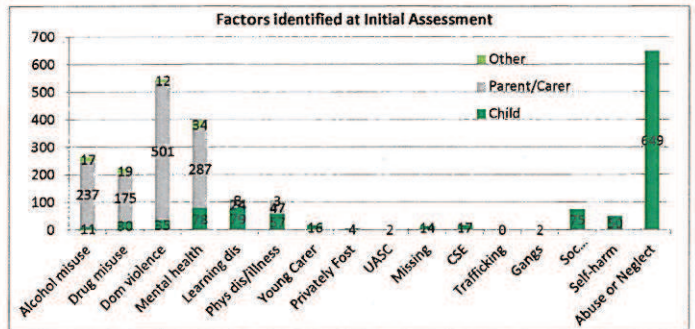
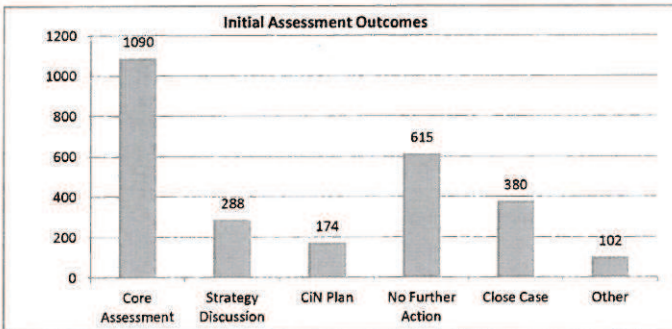
| Locality | Transfers | Cancelled | % Cancelled |
|--|-------------|------------|-------------|
| 1. NW Leicestershire, Hinckley and Bosworth | 908 | 145 | 16% |
| 2. Oadby, Wigston, Market Harborough and Blaby | 665 | 21 | 3% |
| 3. Charnwood and Melton Mowbray | 937 | 67 | 7% |
| Disabled Children's Service | 56 | 12 | 21% |
| Other | 89 | 52 | 58% |
| Total | 2655 | 297 | 11% |

INITIAL ASSESSMENTS

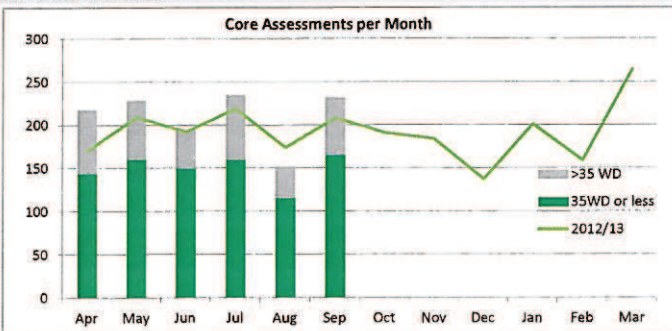


| Locality | Completed | 10WD or less | >10 WD |
|--|-------------|--------------|------------|
| 1. NW Leicestershire, Hinckley and Bosworth | 722 | 55% | 45% |
| 2. Oadby, Wigston, Market Harborough and Blaby | 654 | 51% | 49% |
| 3. Charnwood and Melton Mowbray | 870 | 64% | 36% |
| Disabled Children's Service | 49 | 29% | 71% |
| Other | 12 | 25% | 75% |
| Total | 2307 | 57% | 43% |

| Locality | Completed | In Progress | Incoming |
|--|-------------|-------------|------------|
| 1. NW Leicestershire, Hinckley and Bosworth | 722 | 44 | 117 |
| 2. Oadby, Wigston, Market Harborough and Blaby | 654 | 34 | 91 |
| 3. Charnwood and Melton Mowbray | 870 | 51 | 128 |
| Disabled Children's Service | 49 | 9 | 30 |
| Other | 12 | 4 | 40 |
| Total | 2307 | 142 | 406 |

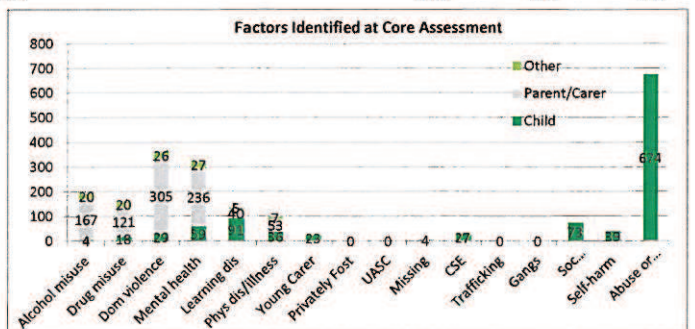
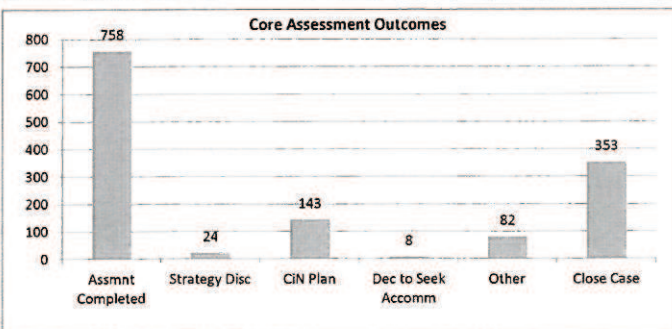


CORE ASSESSMENTS

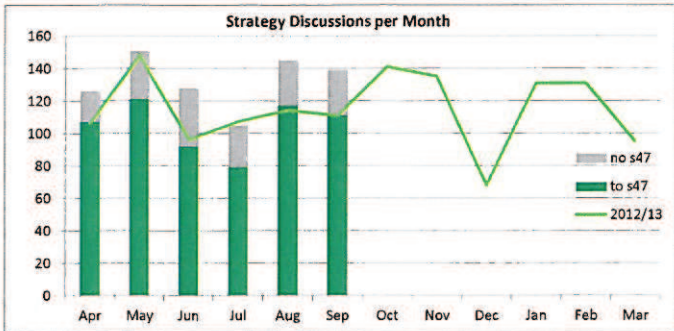


| Locality | Completed | 35WD or less | >35 WD |
|--|-------------|--------------|------------|
| 1. NW Leicestershire, Hinckley and Bosworth | 360 | 64% | 36% |
| 2. Oadby, Wigston, Market Harborough and Blaby | 408 | 66% | 34% |
| 3. Charnwood and Melton Mowbray | 453 | 81% | 19% |
| Disabled Children's Service | 28 | 86% | 14% |
| Other | 10 | 30% | 70% |
| Total | 1259 | 71% | 29% |

| Locality | Completed | In Progress | Incoming |
|--|-------------|-------------|------------|
| 1. NW Leicestershire, Hinckley and Bosworth | 360 | 27 | 45 |
| 2. Oadby, Wigston, Market Harborough and Blaby | 408 | 30 | 93 |
| 3. Charnwood and Melton Mowbray | 453 | 39 | 102 |
| Disabled Children's Service | 28 | 2 | 6 |
| Other | 10 | 3 | 45 |
| Total | 1259 | 101 | 291 |

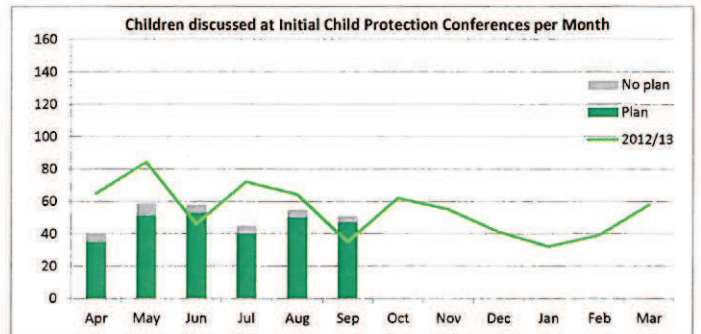
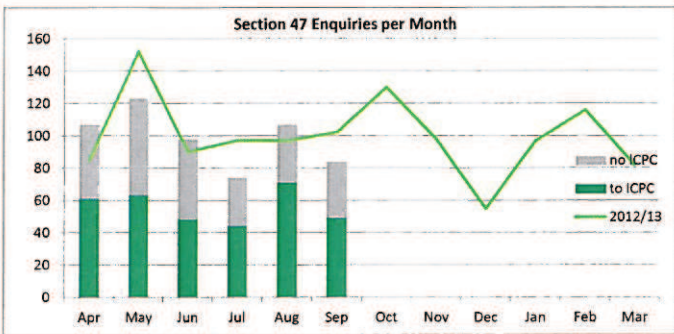


CHILD PROTECTION - PROCESS

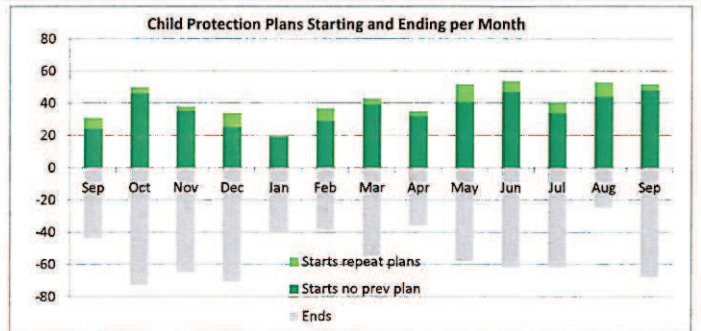
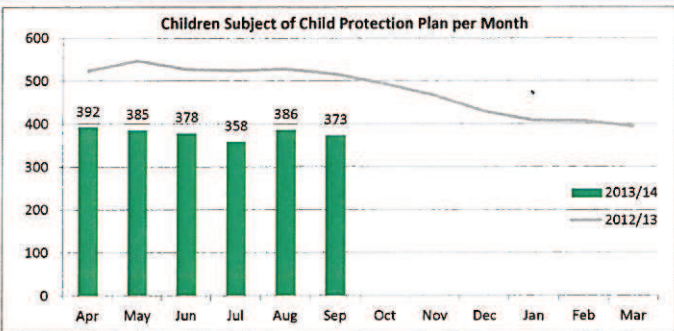


| Locality | Strat Disc | s47 | s47 to ICPC |
|--|------------|------------|-------------|
| 1. NW Leicestershire, Hinckley and Bosworth | 306 | 222 | 47% |
| 2. Oadby, Wigston, Market Harborough and Blaby | 220 | 158 | 51% |
| 3. Charnwood and Melton Mowbray | 261 | 210 | 44% |
| Disabled Children's Service | 7 | 3 | 100% |
| Other | 0 | 0 | 0% |
| Total | 794 | 593 | 48% |

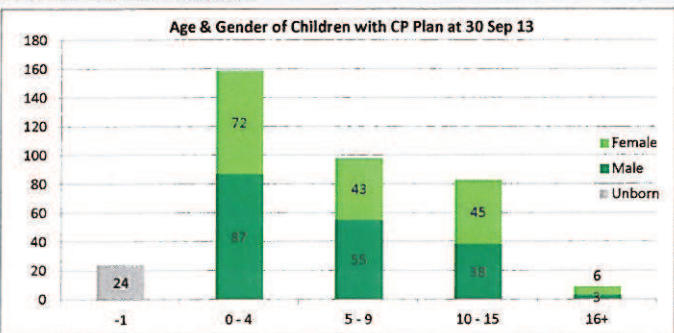
| Per 10,000 under 18 population | Strat Disc | s47 | ICPC |
|--|------------|-----|------|
| 1. NW Leicestershire, Hinckley and Bosworth | 152 | 110 | 55 |
| 2. Oadby, Wigston, Market Harborough and Blaby | 89 | 64 | 38 |
| 3. Charnwood and Melton Mowbray | 124 | 100 | 47 |
| Disabled Children's Service | 1.1 | 0.5 | 0.5 |
| Leicestershire | 120 | 90 | 47 |



CHILD PROTECTION - TRENDS



CHILD PROTECTION - CURRENT



| Locality | CP Plans | Per 10,000 pop |
|--|------------|----------------|
| 1. NW Leicestershire, Hinckley and Bosworth | 93 | 23 |
| 2. Oadby, Wigston, Market Harborough and Blaby | 119 | 24 |
| 3. Charnwood and Melton Mowbray | 153 | 36 |
| Disabled Children's Service | 4 | 0.3 |
| Unallocated | 4 | 0.3 |
| Total | 373 | 28 |

